

# **The Impact of the Global Liquidity Crisis on Ukraine and the Road to Recovery**

**Dr. Edilberto Segura**

**Partner & Chief Economist, SigmaBleyzer  
Chairman, Advisory Board, The Bleyzer Foundation  
December 2009**

v9

# Macroeconomic Performance

From 2000 to Sept. 2008, Ukraine enjoyed excellent economic results.

	2000-07 average		2008	2009 (f)	2010 (f)
<b>Real GDP Growth, % yoy</b>	7.5		2.1	-14	3
<b>Fiscal Balance, % GDP</b>	-0.8		-1.5	-8	-8
<b>Consumer Inflation, %, eop</b>	11.3		22.3	13	12-15
<b>UAH/\$ Exchange Rate, eop</b>	5.2		7.7	8 ± 0.2	8 - 10
<b>Current Account, % GDP</b>	<u>2000-05</u> 5.7	<u>2006-07</u> -2.6	-7.1	-1	0.5
<b>Gross Int. Reserves, \$ bn</b>	<u>2000</u> 1.5	<u>2007</u> 32.5	31.5	27	25
<b>Foreign Gov't Debt, % GDP</b>	<u>2003</u> 21.3	<u>2007</u> 8.7	9.2	22	24

# The International Liquidity Crisis Hit Ukraine Hard

- PFTS stock index: **-74%** (2008)
- UAH/\$ Exchange Rate: Depreciated by **58%** (4Q 2008)
- Drop in GDP: **-18%** yoy (1Q-3Q 2009)
- Export of goods: **-46%** yoy (Jan-Oct 2009)
- Industrial production: **-26%** yoy (Jan-Oct 2009)
- Unemployment: **9%** (1H 2009; 6% in 2008)
- Real households' income: **-10%** yoy (1H 2009)

# The Crisis Affected Ukraine Harder

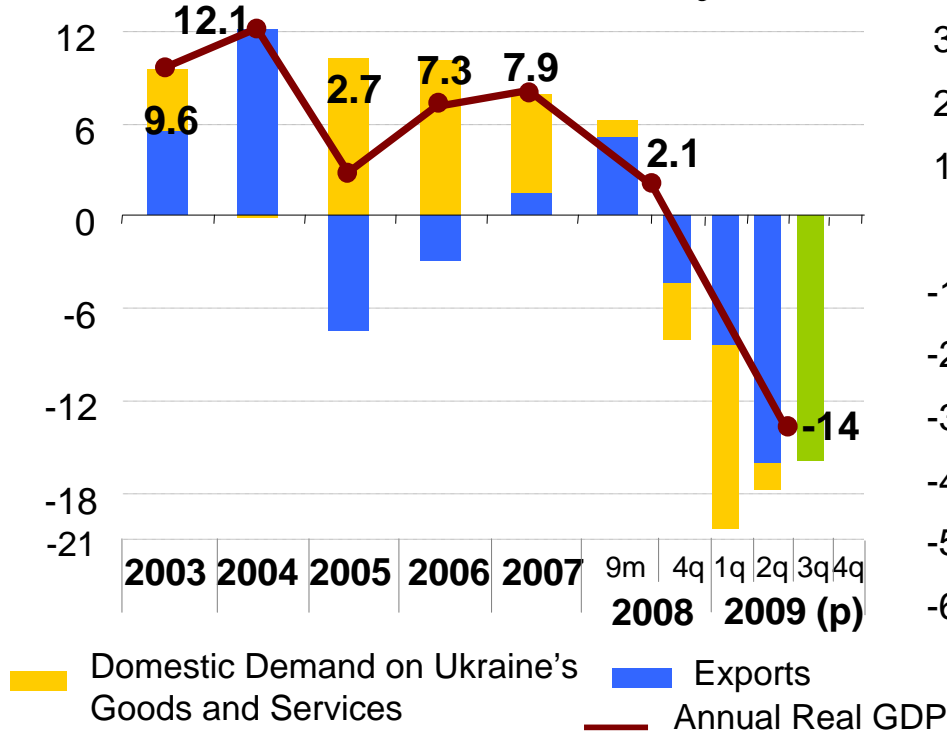
Country	GDP, % yoy, average for the period	Local Currency Depreciation vs.		
		US Dollar	EURO	period
<b>Ukraine</b>	<b>-18.0</b> (9M 2009)	<b>58 %</b>	<b>55%</b>	<b>(4Q 2008)</b>
Latvia	-18.4 (9M 2009)	7 %	- (peg)	(1Q 2009)
Lithuania	-16.0 (9M 2009)	7 %	- (peg)	(1Q 2009)
Estonia	-15.5 (9M 2009)	7 %	- (peg)	(1Q 2009)
Russia	-9.5 (9M 2009)	35 %	24%	(Oct.08- Mar.09)
Mexico	-9.3 (1H 2009)	26 %	23%	(4Q 2008)
Romania	-7.5 (1H 2009)	23 %	13%	(Oct.08- Mar.09)
Hungary	-6.7 (9M 2009)	38 %	27%	(Oct.08- Mar.09)
Taiwan	-6.3 (9M 2009)	4 %	-3%	(1Q 2009)

Source: *The Economist*, Central banks of the respective countries, The Bleyzer Foundation

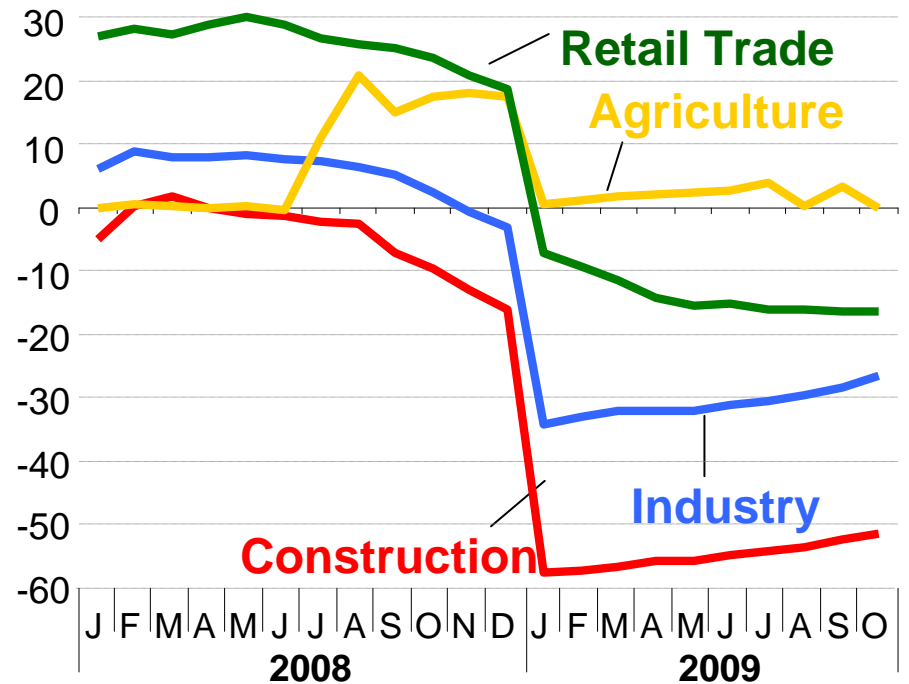
4

# Real Sector Performance in 2009

*GDP Growth, % yoy, and Main Contributors to Rates of Growth*



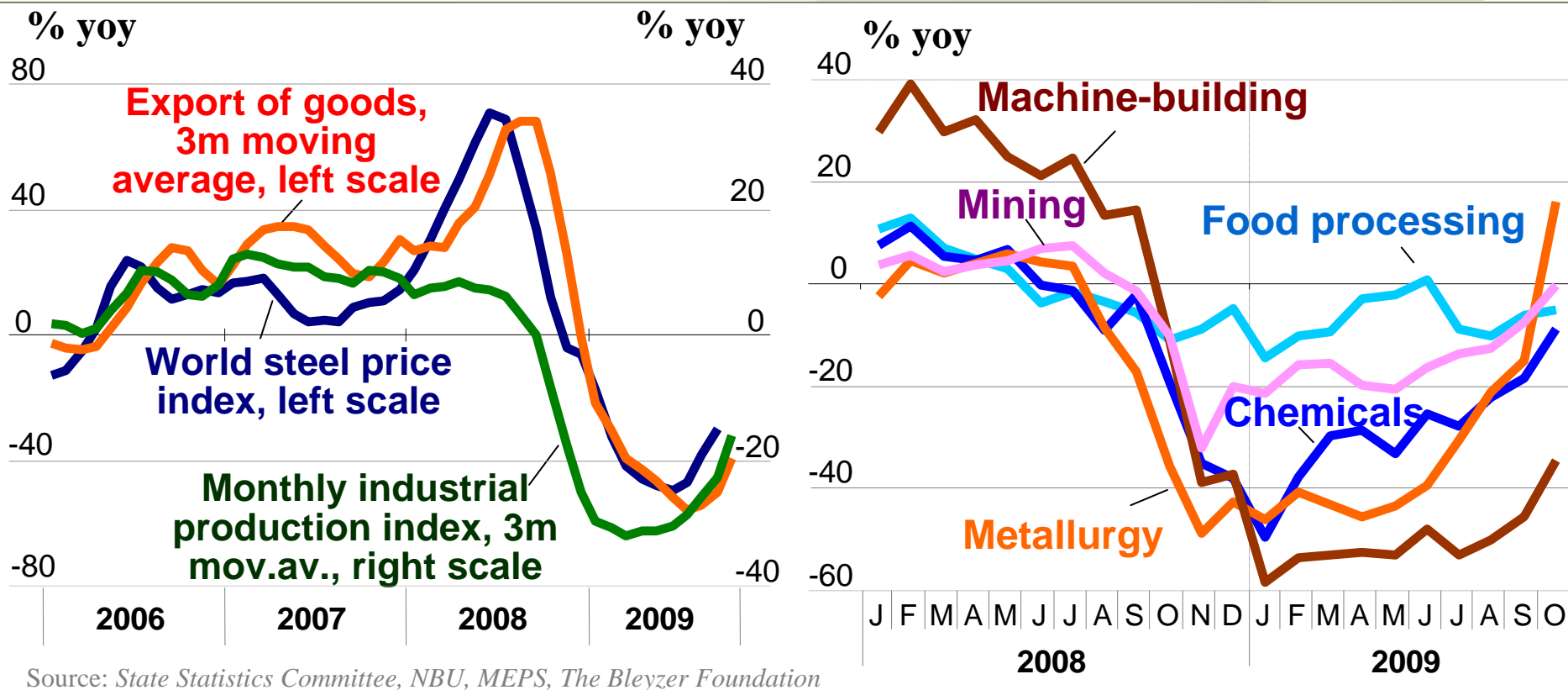
*Sectors' Performance, Cumulative Rates of Growth, % yoy*



Source: State Statistics Committee, The Bleyzer Foundation

- Real GDP fell by 19% yoy in 1H 2009.
- Major declines in **export-oriented** industries and **credit-dependent** sectors (construction, machine-building).

# Exports and Industry Performance

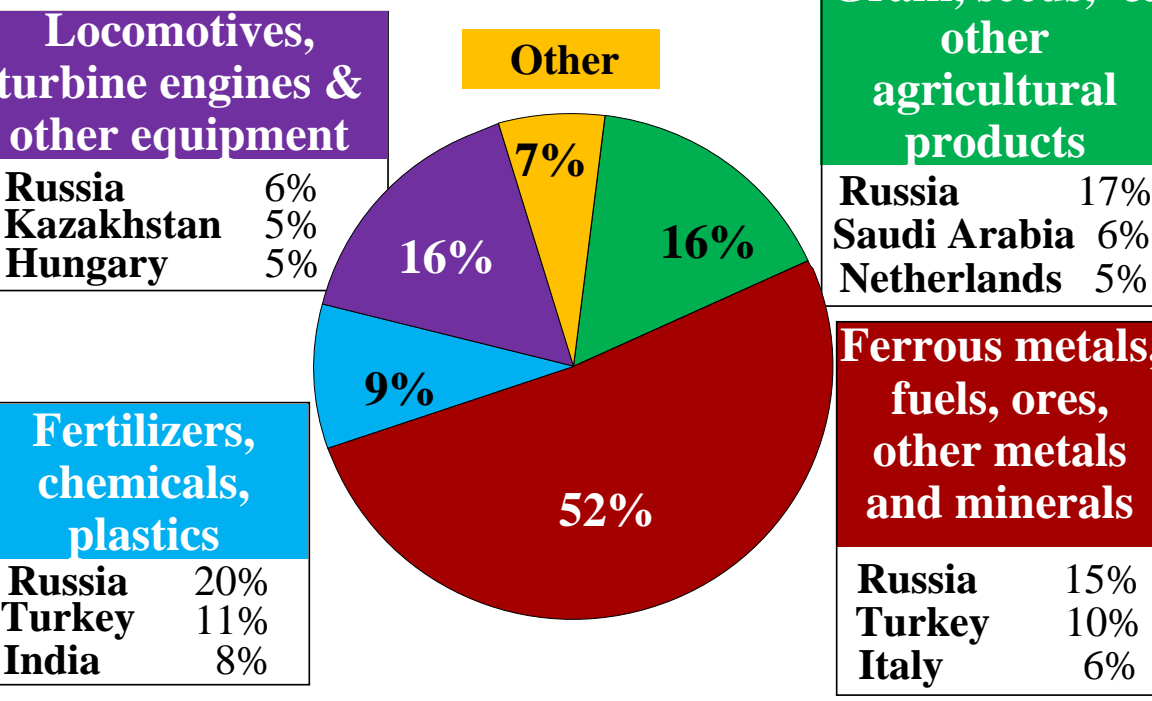


Source: State Statistics Committee, NBU, MEPS, The Bleyzer Foundation

- World commodity prices fell sharply from Aug2008 to mid-2009.
- Ukraine's exports of goods dropped by 46% yoy (Jan-Oct 2009).
- Industrial production declined by 30% yoy (Jan-Oct 2009).

# Why Ukraine Was Affected More Severely?

*Ukraine's Exports by Commodities, % of Total, and Key Trading Partners, % of Commodity Exports, 2008*



Source: UN Comtrade, The Bleyzer Foundation

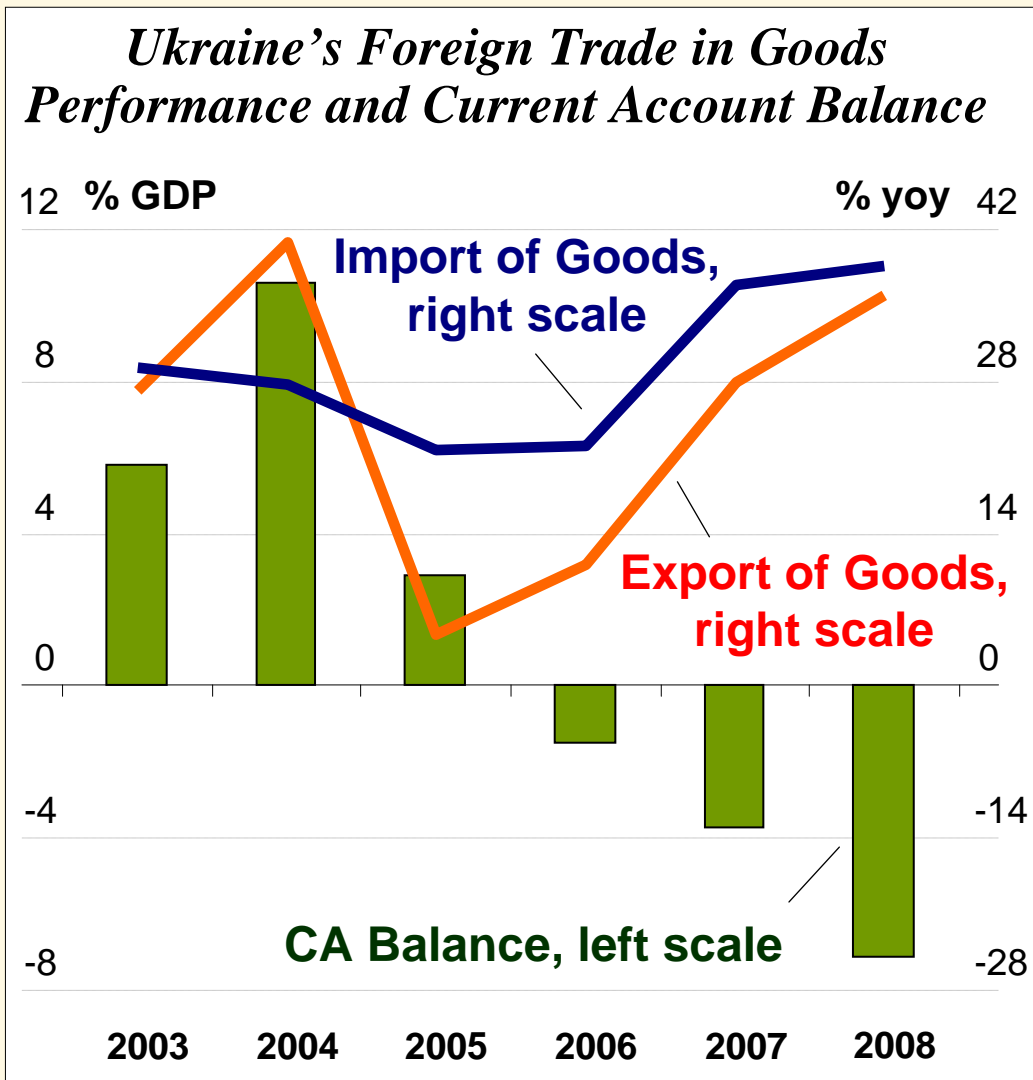
## 1. Open but undiversified economy:

- 50% export share in GDP
- Metals, Minerals and Chemicals account for ~ 60% of exports
- Narrow geographic export diversification, with EU-27 share during 2003-2009 declining from 38% to 26%; while CIS share increasing from 25% to 35%.

• This lack of diversification is due to lack of past economic reforms.

2. A second reason for the severity of the crisis was the combination of three vulnerabilities, as explained below.

# Vulnerability # 1 – Large Current Account Deficits

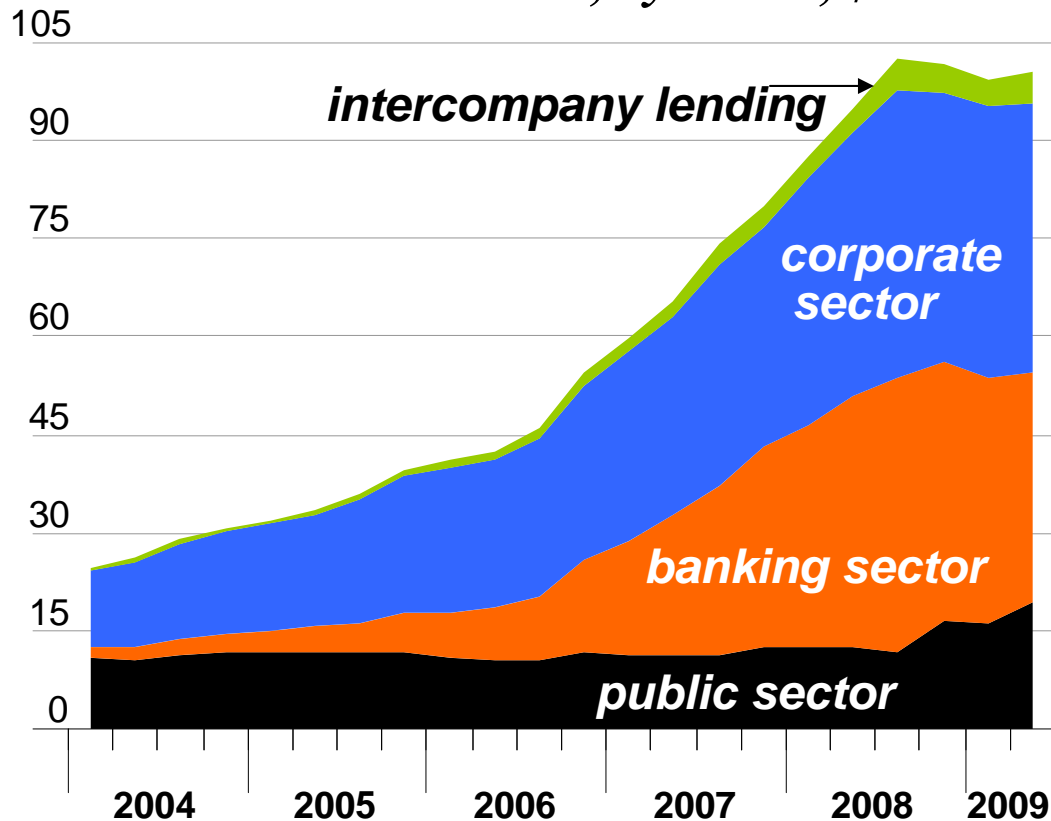


- Over 2003-2008:
  - Exports grew by 25% pa
  - But imports – by 30% pa
  - CA deficits emerged in 2006 and widened to 7% of GDP in 2008
- 2009 forecast before the crisis: CA deficit - \$ 24 billion, or 13% GDP.
- Uncertain foreign financing of the CA put pressures on the Hryvnia.

Source: NBU, SSC, The Bleyzer Foundation

# Vulnerability # 2 – Large External Debt Repayments

*Gross External Debt, by Sector, \$ billion*



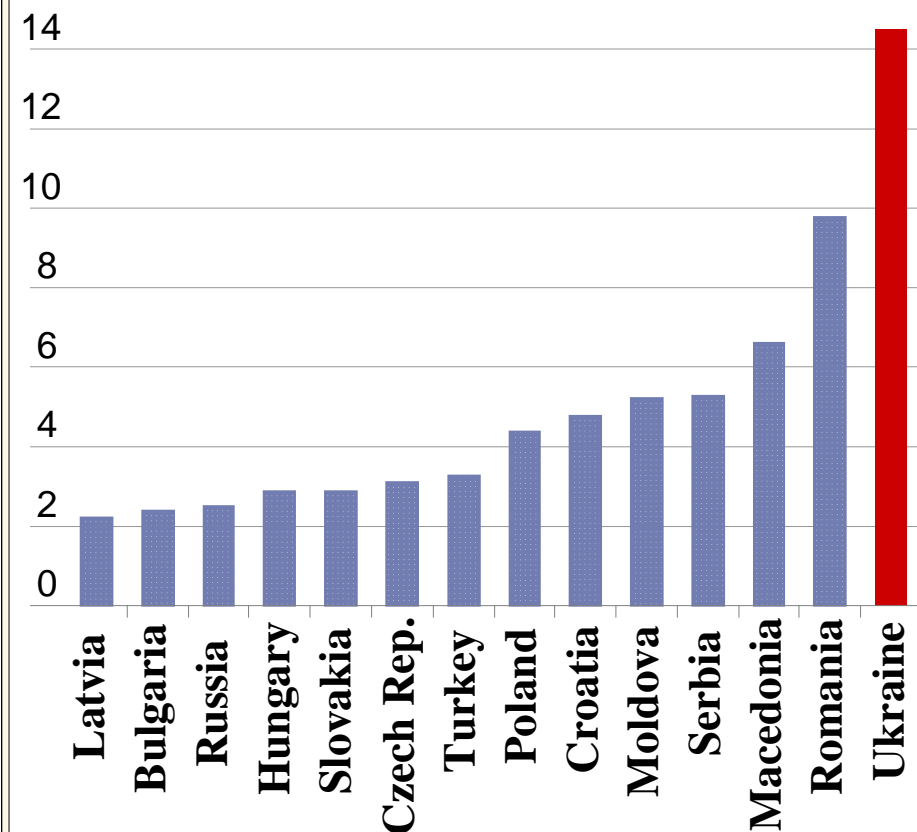
Source: NBU, The Bleyzer Foundation

- External private debt tripled in three years (2006-08)...
- ...mainly to finance consumption and investments.
- As of mid-2008, ~ \$40 billion of debts was due to repay in <1 year.
- International reserves stood at \$35 billion.

- Debt rollover became very difficult during the initial stages of international liquidity crisis, exerting pressures on the Hryvnia.

# Vulnerability # 3 – Banking Sector Weaknesses

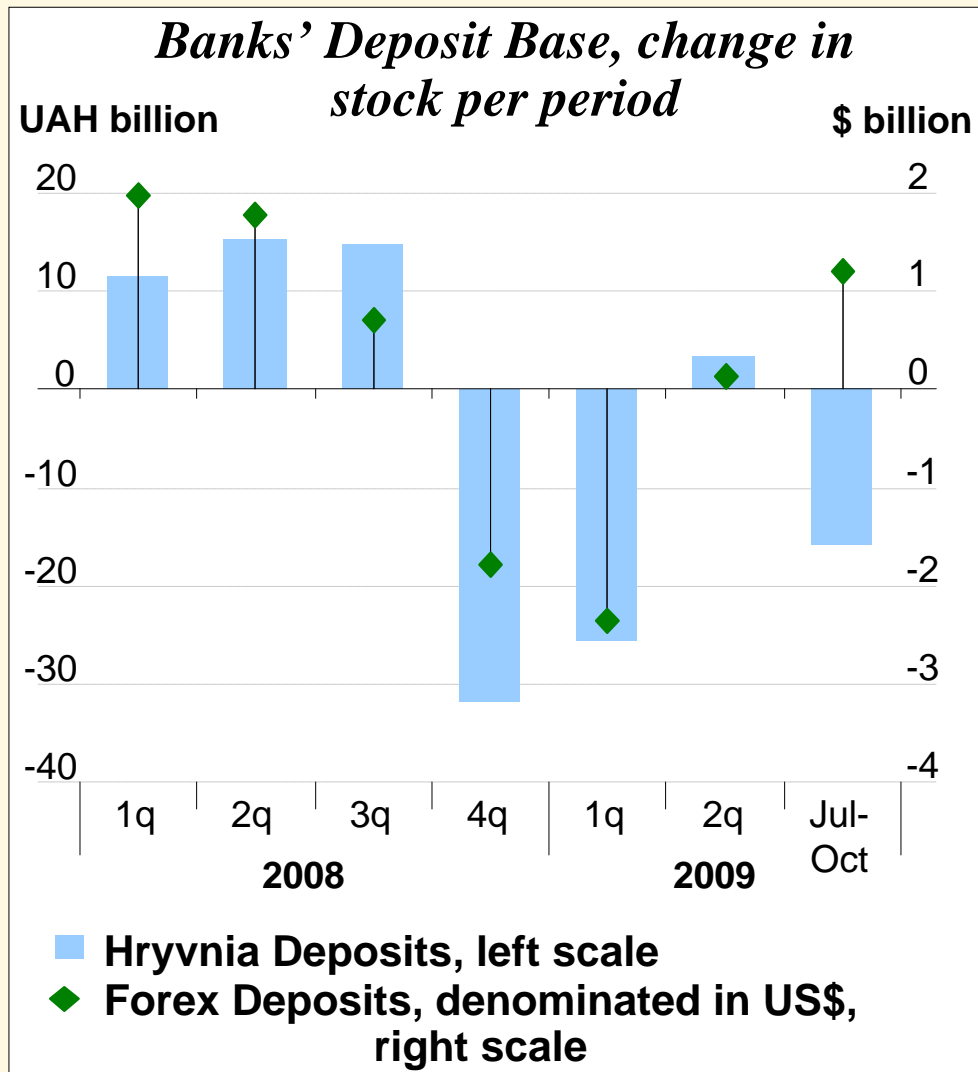
*Non-performing Loans in Selected Emerging Markets as % of Total Loans, 2008*



Source: IMF GFS Report, Apr. 2009

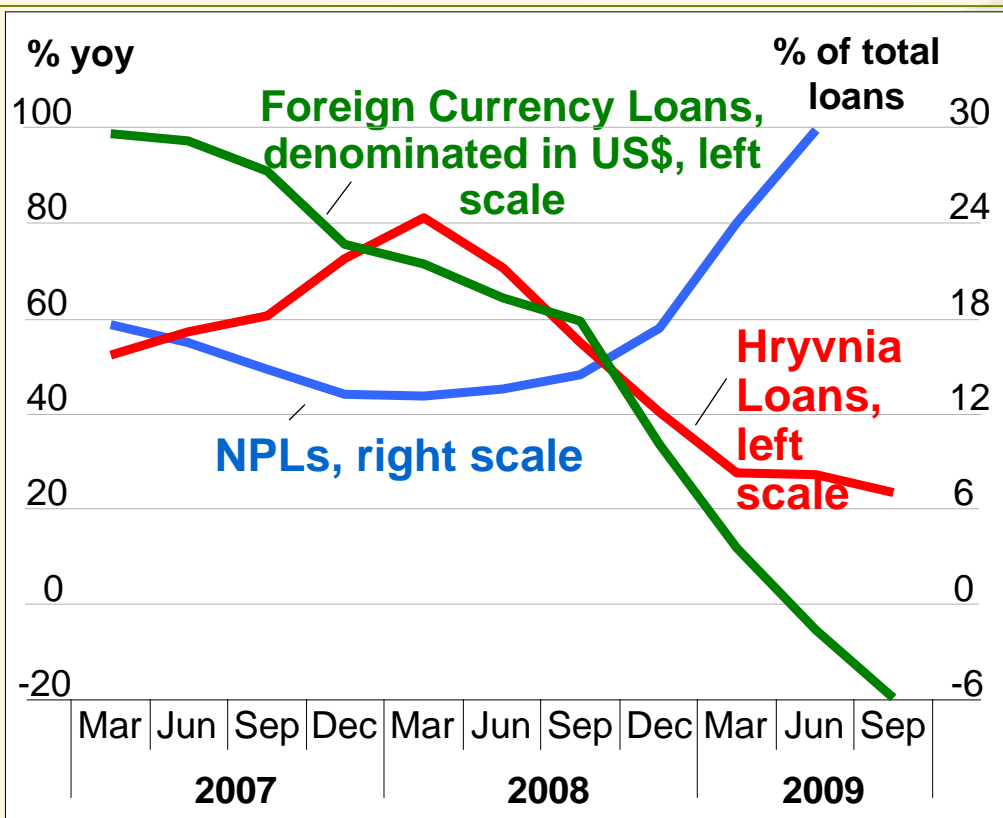
- Bank lending grew by 70% pa over 2006-08.
- This growth was supported by:
  - improved access to foreign capital
  - the entrance of foreign banks
  - loose domestic monetary policy.
- 50% of total loans were issued in foreign currency.
- But the share of non-performing loans (NPLs) increased to 14.5% in 2008 and around 30% currently.
- This weakened the banking sector

# Banking Sector Weaknesses (cont.)



- During the crisis, commercial banks faced:
  - fast growth of NPLs
  - closed access to international credit markets
  - large debt repayments needs
  - high currency risks
- The combination of the above led to bank runs.
- From October 2008 to April 2009, about  $\frac{1}{4}$  of bank deposits were lost.

## Banking Sector Weaknesses (cont.)

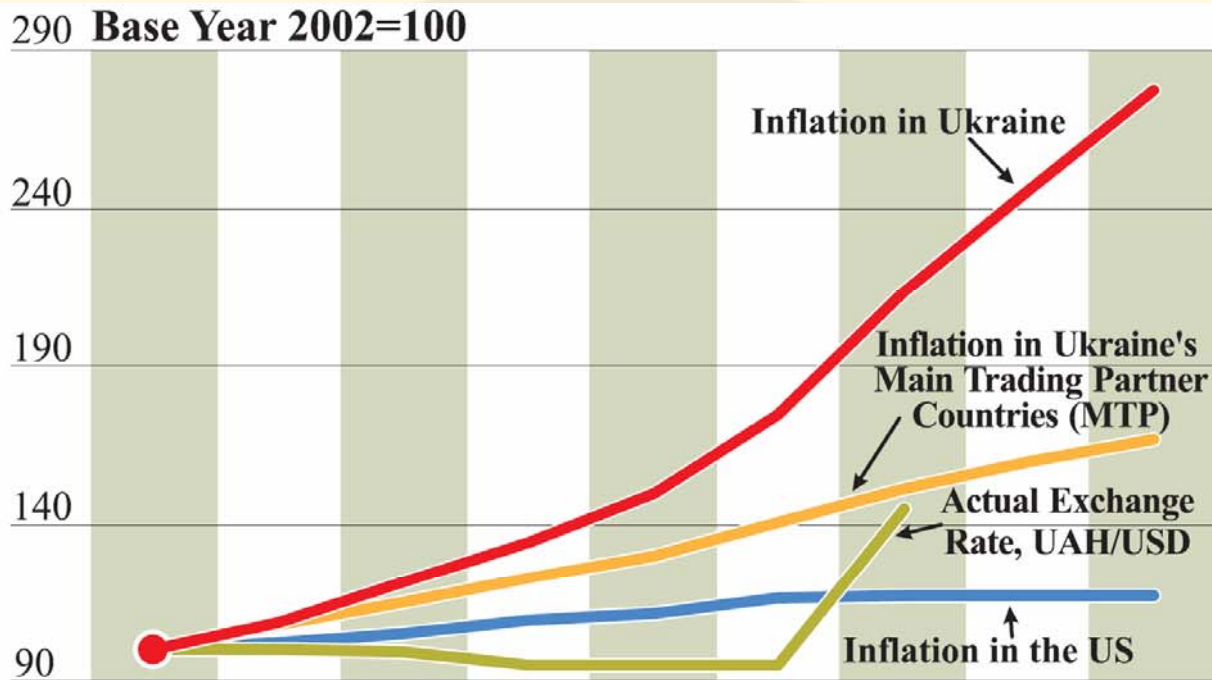


Source: NBU, IMF, The Bleyzer Foundation

- Before the crisis, the credit-to-GDP ratio grew from 20% (2002) to 77% (2008).
- After the crisis, bank **lending sharply decelerated** due to:
  - tight access to foreign capital and domestic funds
  - deposit withdrawals
  - rising NPLs
  - tight money supply
- Although liquidity support was provided to a number of banks .....it appears that it may not have been used to increase lending.
- But Progress was made in supporting systemic banks and developing non-systemic bank resolution programs.

# Hryvnia Exchange Rate and Ukraine's Competitiveness (based on Purchasing Power Parity - Medium Term View)

- High inflation in Ukraine – 12.5% pa on average over 2000-2008.
- Virtually stable exchange rate.
- Normally, loss of competitiveness adjusts through exchange rate depreciation.



## PPP with Base Year 2002

Inflation Diff Index Ukr-US

REER - US

Inflation Diff Index Ukr-MTP

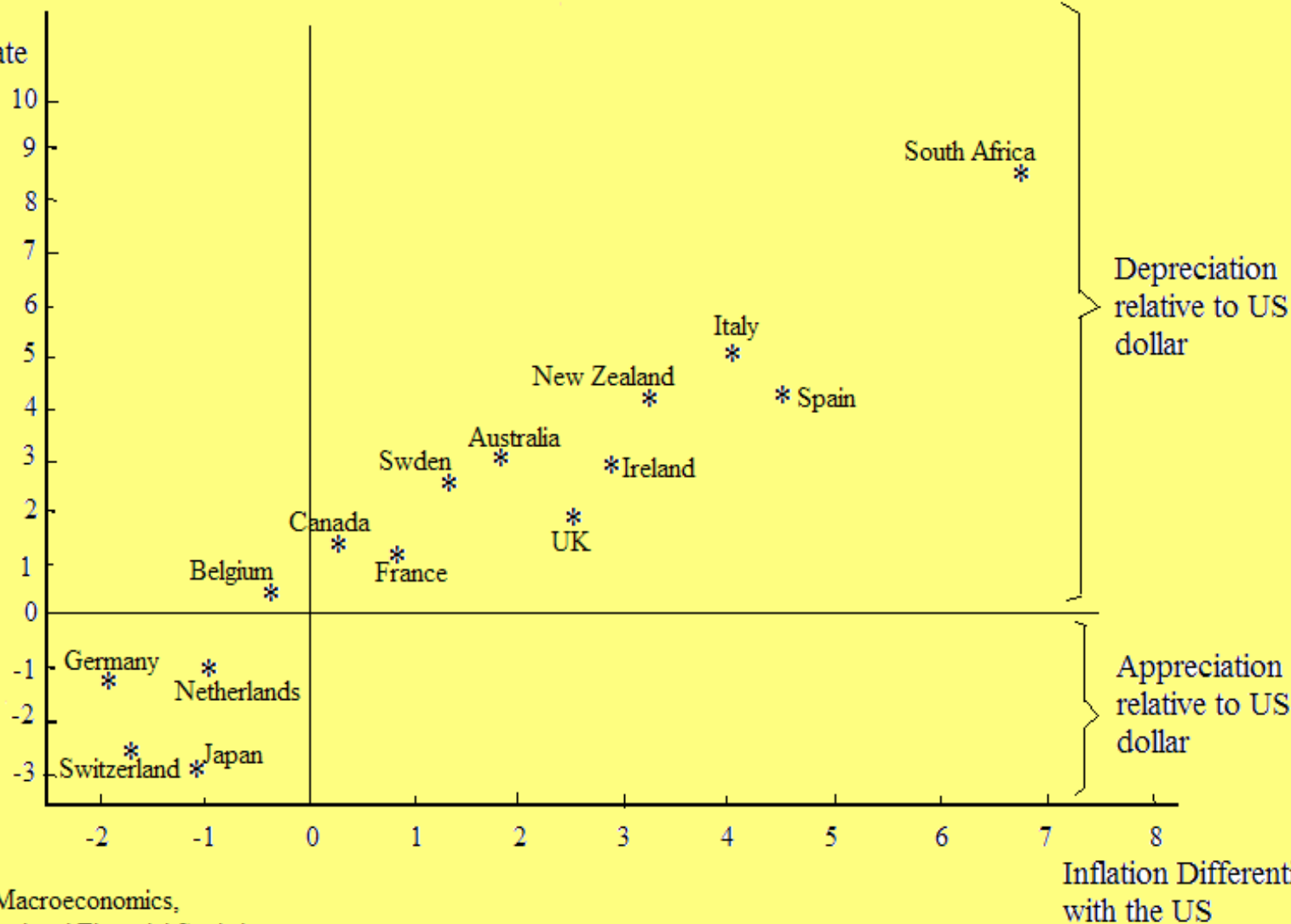
REER - MTP

REER - Real Effective Exchange Rate

	2002	2003	2004	2005	2006	2007	2008	2009	2010
Inflation Diff Index Ukr-US	100	106	115	123	134	150	182	210	237
REER - US		5.7	6.2	6.5	7.1	8.0	9.7	11.2	12.6
Inflation Diff Index Ukr-MTP	100	101	105	109	115	124	141	154	167
REER - MTP		5.4	5.6	5.8	6.1	6.6	7.5	8.2	8.9

## Nominal Exchange Rates (per US dollar) and Inflation Differential with the US, 1972-2000

Percentage change in Nominal Exchange Rate



Source: Mankiw, Macroeconomics,  
IMF International Financial Statistics

# Hryvnia Exchange Rate Over the Short-Term (based on Asset Models)

- Over the **Medium Term**, as inflation in Ukraine continues above international inflation, the Hryvnia Exchange Rate should depreciate.
- But in the **Short-Term**, the exchange rate will be driven mainly by expected risks-returns from holding the assets (US\$ versus Hryvnias).
- Risk-return differentials will depend on differentials in interest rates between US\$ & Hryvnias and expectations on future exchange rates.
- But given concerns about political & other risks, **expectations on exchange rates** are more important than differentials in interest rates.
- The main actors that can affect expected exchange rates are:
  - Foreign Creditors who will need to roll-over about \$30 billion of private foreign debt in 2010
  - International Institutions (IMF/World Bank/EC/EBRD) which may or may not provide close to \$10 billion in 2010
  - The NBU which may use its international reserves to intervene or take administrative measures to hold the exchange rate.

## ...Hryvnia Exchange Rate Over the Short-Term (based on Asset Models)

- The Ministry of Finance which may continue to issue T-Bills to finance fiscal deficits -- but subtract Hryvnia liquidity, crowd out private sector credits and reduce Hryvnia depreciation pressures.
- The Ukraine population which holds about \$25 billion in foreign exchange
- The likely behaviors of these agents in the short term, up to the January/February elections are likely should be as follows:
  - Foreign Creditors may be prepared to roll-over most of their debt until the elections because of:
    - the large investments already made in Ukraine,
    - the better financial position of their home offices,
    - possible concerns with contagion effects,
    - long-term potential of local banks, which may regain their solvency with support from international institutions and,
    - the prospects that after the elections the country could recover its stability and growth.

## ...Hryvnia Exchange Rate Over the Short-Term (based on Asset Models)

- The International Agencies might wait until after the elections to determine the commitment of the new authorities to sound policies.
- The NBU will try to use all means to maintain stability for as long as international reserves will allow it to intervene.
- The Ministry of Finance will continue to issue T-Bills, subtracting Hryvnia liquidity
- The population may want to increase its holding of foreign exchange during the pre-election period due to political uncertainties.
- On balance, we believe that the most important actors are the foreign creditors -- who may want to wait-and-see and roll-over their debt up to the elections -- and the NBU/Ministry of Finance -- who would push for FX stability or even some appreciation.
- On this basis, the exchange rate is likely to be stable and even appreciate somewhat until January/February 2010.

# Hryvnia Exchange Rate After the Elections

- During 2009, considerable progress was achieved in reducing Ukraine's main vulnerabilities:
  - The current account deficit is no longer a problem, thanks to the devaluation and lower domestic income – the current account deficit is forecasted at about 1% of GDP in 2009 and a small surplus in 2010.
  - The banking sector has stabilized thanks to adequate support to systemic banks and developed non-systemic banks resolution program.
- Therefore, Ukraine main vulnerability for 2010 is its large external debt (\$100 billion), of which about \$30 billion\* is due within one year.
- In 2009, about 75% of external private debt was rolled-over. We forecast similar or higher roll-over will be needed to contain depreciation pressures.
- Hence, the exchange rate after the elections will depend on the **degree of confidence** that the new government will create, principally in the minds of foreign creditors, international institutions, and population.

\* According to the NBU, short-term private sector debt (by original maturity) stood at about \$20 billion at end-June 2009. Assuming 6-year average maturity for MLT debt, which stood at \$61.5 billion, total private external debt due during next year is estimated at around \$30 billion.

## ...Hryvnia Exchange Rate After the Elections

- In order to build confidence the new authorities will need to:
  - Implement sound fiscal and monetary policies (sustainable fiscal deficit, improved financial conditions of the Pension Fund and Naftogaz, and avoid printing of money)
  - Continue improvement in the balance-of-payments
  - Continue improvements in the banking sector (re-capitalization, dollarization, resolution of NPLs, loan & security recovery, loan classification and provisioning, NBU role and independence).
  - Secure large financial support from international institutions
  - Secure the roll-over of 2010 debt by foreign creditors
- This is a hard agenda to do, given the current political difficulties.
- Without doing it, large devaluations may follow after the elections.

# Medium-Term Prospects

- Past sources of economic growth (exports and domestic consumption) will be limited in the future: exports prices are unlikely to increase as in the past and credit will not be available to boost consumption.
- Therefore, Investments must become the new GDP growth engine, not only to induce growth but to diversify output and exports.
- For this, Ukraine's economic outlook is still bright:
  - Exports should be stimulated by membership in the WTO
  - The proposed EU-FTA would encourage FDI and exports
  - FDI will also be supported by abundant and educated labor
  - Labor wages are 1/3 of those in Eastern Europe
  - Ukraine's 46 million population is an attractive market
  - Ukraine's agricultural potential is quite high
  - Ukraine's infrastructure and technological base are reasonable

# Measures to Revive Economic Growth

- But realization of this outlook requires major improvement in the business climate.
- For this, political will be required to:
  - Improve public administration (the current administrative system has proven to be incapable of implementing reforms)
  - Bring stability and predictability to the legal environment
  - Reform the judiciary
  - Reduce the costs of doing business, by de-regulation and by improving tax policies and administration
  - Reduce corruption
  - Reach an Enhanced Free Trade Agreement with the EU
  - Support energy and other efficiency and productivity growth